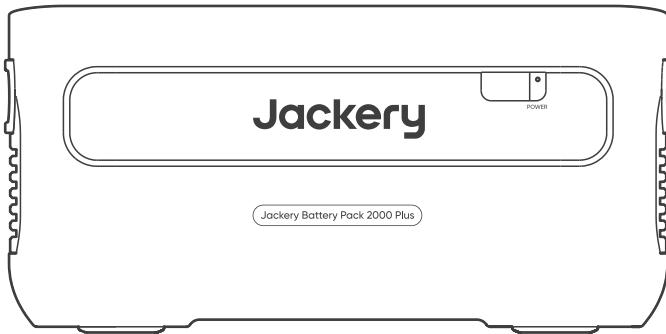


# Jackery

Model: JBP-2000A



# USER MANUAL

## Jackery Battery Pack 2000 Plus

Contact us:  
[hello@jackery.com](mailto:hello@jackery.com)



Version: JAK-UM-V1.0

Congratulations on your new Jackery Battery Pack 2000 Plus. Please read this manual carefully before using the product, particularly the relevant precautions to ensure proper use. Keep this manual in an accessible place for frequent reference.

In compliance with laws and regulations, the right of final interpretation of this document and all related documents of this product resides with the Company.

Please kindly notice that no further notifications will be given in case of any update, revision or termination.

## TECHNICAL SPECIFICATIONS

### GENERAL INFO

Product Name	Jackery Battery Pack 2000 Plus
Model No.	JBP-2000A
Capacity	Lithium-ion 45.6Ah / 44.8V DC (2042.8Wh)
Cell Chemistry	LiFePO <sub>4</sub>
Weight	About 41.9 lbs / About 19.0 kg
Dimensions	18.5 x 13.0 x 9.1 in / 47.0 x 33.1 x 23.1 cm
Cycle Life	4000 cycles to 70%+ capacity

### INPUT PORTS

DC Input	2 x DC 8mm Ports: 11-17.5V (Working Voltage)≈8A Max, Double to 8A Max; 17.5-60V (Working Voltage)≈12A Max, Double to 24A/1400W Max
2 x DC Expansion Port	32.2V-50.4V≈97A Max

### ENVIRONMENTAL OPERATING TEMPERATURE

Charge Temperature	0°C~45°C (32°F~113°F)
Discharge Temperature	-10°C~45°C (14°F~113°F)

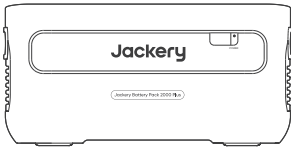
### CERTIFICATIONS

**UN38.3**



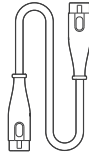
# PACKAGE LIST

①



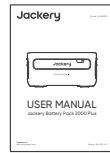
Jackery Battery Pack 2000 Plus

②



Expansion Cable

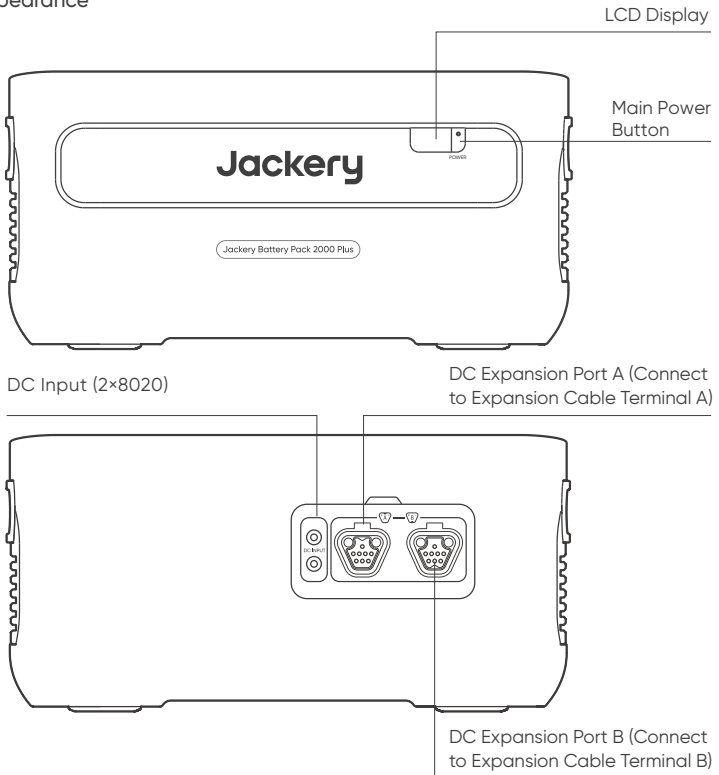
③




User Manual

# GET TO KNOW YOUR GEAR

## Product Appearance



## LCD Display



### Power Percentage/Fault Code:

The power display percentage of the current power value. When the system fails, it will be displayed as the corresponding fault code F0-FF. If the FF code appears, please remove the load and the product can recover by itself, if not, please contact after-sales service. In case of any other code appears, please contact our after-sales service.

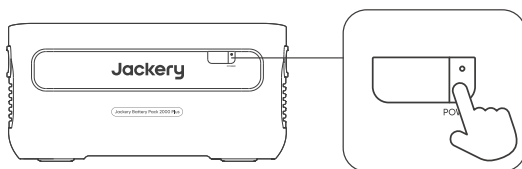
### Charging Indicator:

The indicator is displayed when charging and disappears when it is fully charged.

## BASIC OPERATIONS

### Power on/off

Press the "Main Power Button" and the LCD display is illuminated. If you want to turn off the main power, please press and hold the "Main Power Button" until it turns off.



### Notes:

1. When using with Jackery Explorer 2000 Plus, you can control the power on or off of Jackery Battery Pack 2000 Plus through the "Main Power Button" of Jackery Explorer 2000 Plus.
2. If there is no discharge output or charging input, the product will automatically shut down after 2 hours.

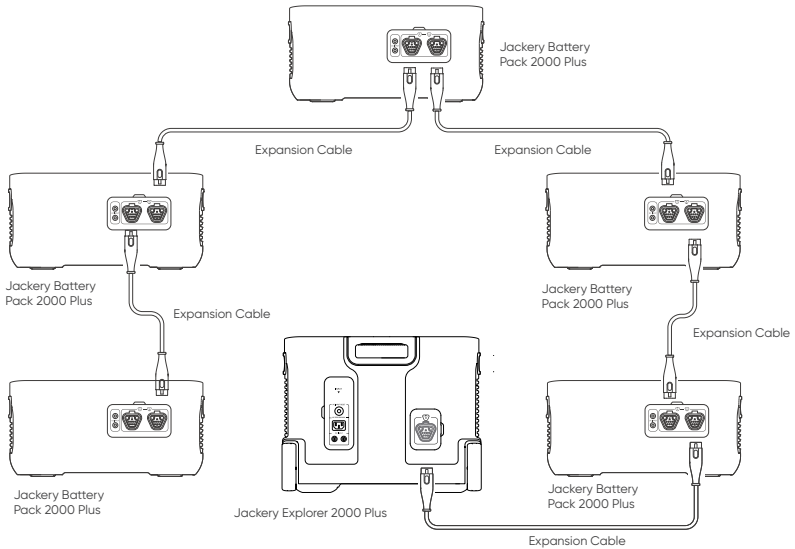
### LCD Display On/Off

When you press the "Main Power Button" or when charging the product, the LCD display is illuminated, and when you press it again, the display will turn off.


# USAGE MODE

## USED TOGETHER WITH THE JACKERY EXPLORER 2000 PLUS

Jackery Explorer 2000 Plus Up to 5 sets of these products can be used together to meet the capacity needs of larger users.



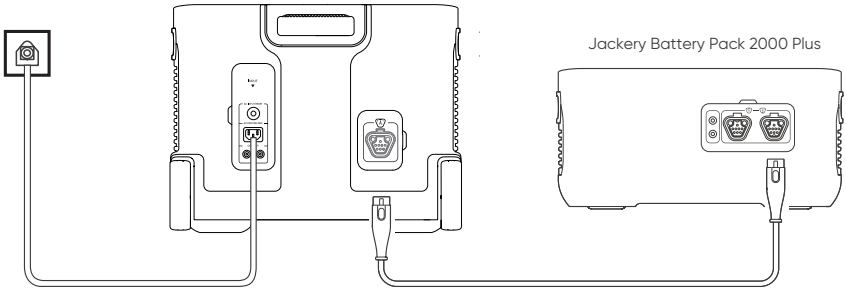
## SAFETY PRECAUTIONS WHEN USING

1. When this product is connected to the power station for AC discharge, it will switch to AC wall charging to charge the product and supply power to the connected equipment when it is connected to the grid.
2. Make sure Jackery Explorer 2000 Plus and Jackery Battery Pack 2000 Plus are not in operation when connecting or disconnecting them. After the product is connected to the power station, the LCD display  of the power station will light up before you can start charging or discharging.
3. When using the battery pack, please do not stack more than two battery packs on top of the Jackery Explorer 2000 Plus to prevent it from falling off and causing injury.

# CHARGING YOUR JACKERY BATTERY PACK 2000 PLUS

## CHARGING FROM THE WALL

When charging from the wall, this product must be used with Jackery Explorer 2000 Plus.



AC Cable

Jackery Explorer 2000 Plus

Expansion Cable

## SAFETY PRECAUTIONS WHEN USING

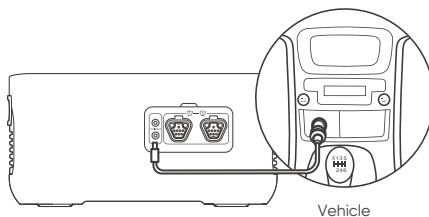
Make sure Jackery Explorer 2000 Plus and Jackery Battery Pack 2000 Plus are not in operation when connecting or disconnecting them.

## SOLAR CHARGING

This product supports solar charging. You can refer to the user manual of Jackery Explorer 2000 Plus to know how to connect the solar panel.

## CHARGING IN THE CAR

This product can be charged with a 12V car charger. The car charger cable of Jackery Explorer 2000 Plus should be used for connection when charging. Please refer to the Jackery Explorer 2000 Plus user manual for precautions.



Jackery Battery Pack 2000 Plus

Vehicle

## SAFETY PRECAUTIONS WHEN USING

**The basic safety precautions should be followed when using this product, including:**

- a. Please read all instructions before using this product.
- b. Close supervision is required when using this product near children to reduce the risk.
- c. Risk of electric shock may occur if using accessories recommended or sold by non-professional product manufacturers.
- d. When the product is not in use, please unplug the power plug from the product's socket.
- e. Do not dismantle the product, which may lead to unpredictable risks such as fire, explosion or electric shock.
- f. Do not use the product through damaged cords or plugs, or damaged output cables, which may cause electric shock.
- g. Charge the product in a well ventilated area and do not restrict ventilation in any way.
- h. Please put the product in a ventilated and dry place to avoid rain and water to cause electric shock.
- i. Do not expose the product to fire or high temperature (under direct sunlight or in vehicle under high heat), which may cause accidents such as fire and explosion.
- j. When using it for the first time, please fully charge the device before use. If this product is stored for a long period of time (3 months - 6 months) with the power depleted, its performance will deteriorate and may even become unchargeable. If this device is stored for a long time, please check the power regularly and charge it to about 60% to 80%.

## WARRANTY

**Note: We only provide our warranty for the buyer who purchased on Amazon (Jackery), Jackery website or local authorized dealers.**

### Limited Warranty

Jackery warrants to the original consumer purchaser that the Jackery product will be free from defects in workmanship and material under normal consumer use during the applicable warranty period identified in the 'Warranty Period' section below, subject to the exclusions set forth below.

This warranty statement sets forth Jackery's total and exclusive warranty obligation. We will not assume, nor authorize any person to assume for us, any other liability in connection with the sale of our products.

## **Warranty Period**

**3 Years Standard Warranty:** The standard warranty period for Jackery Battery Pack 2000 Plus is 36 months. In each case, the warranty period is measured starting on the date of purchase by the original consumer purchaser. The sales receipt from the first consumer purchase, or other reasonable documentary proof, is required in order to establish the start date of the warranty period.

**2 Years Extended Warranty:** To activate the Warranty Extension, you must register your product online or contact our customer service team at [hello@jackery.com](mailto:hello@jackery.com) to extend the standard warranty runtime.

## **Exchange**

Jackery will replace (at Jackery's expense) any Jackery product that fails to operate during the applicable warranty period due to defect in workmanship or material. A replacement product assumes the remaining warranty of the original product.

## **Limited to Original Consumer Buyer**

The warranty on Jackery's product is limited to the original consumer purchaser and is not transferable to any subsequent owner.

## **Exclusions**

Jackery's warranty does not apply to:

Misused, abused, modified, damaged by accident, or used for anything other than normal consumer use as authorized in Jackery's current product literature.

Attempted repair by anyone other than an authorized facility.

Any product purchased through an online auction house.

Jackery's warranty does not apply to the battery cell unless the battery cell is fully charged by you within seven days after you purchase the product and at least once every 6 months thereafter.

# **JACKERY AUSTRALIA PTY LTD**

39 ANTIBES ST PARKDALE VIC 3195

E-mail: [hello@jackery.com](mailto:hello@jackery.com)

Website: [www.jackery.com](http://www.jackery.com)